




Chatham Boro **December 2010** Market Activity

Know what your home is worth Visit www.ChathamHouseValues.com

Units	Address	Style	List Price	Sales Price	Total Assess	Close Date	DOM	LP:SP	SP:AV
1	15 Woodland Road	CapeCod	\$439,000	\$413,000	\$498,200	12/24/2010	90	94.08%	0.83
2	21 Garden Avenue	Colonial	\$599,000	\$582,500	\$504,400	12/22/2010	110	97.25%	1.15
3	12 Essex Road	Colonial	\$610,000	\$590,750	\$650,000	12/22/2010	41	96.84%	0.91
4	90 Coleman Avenue	Ranch	\$619,000	\$575,000	\$601,800	12/06/2010	159	92.89%	0.96
5	69 Coleman Avenue	SplitLev	\$624,900	\$620,000	\$640,400	12/09/2010	9	99.22%	0.97
6	4 Schindler Court	TwnEndUn	\$729,000	\$697,000	\$656,700	12/06/2010	97	95.61%	1.06
7	16 Chestnut Street	Colonial	\$875,000	\$830,000	\$775,200	12/16/2010	187	94.86%	1.07
8	47 Elmwood Avenue	Colonial	\$1,250,000	\$1,200,000	\$1,042,800	12/10/2010	21	96.00%	0.99
AVERAGES			\$718,238	\$688,531			89	95.86%	0.99



Margaret "Maggee" Miggins
Broker Associate

The Miggins Group

973.376.8990 – Direct

973.879.9711 – Cell

973.376.0033 x309 – Office

maggee@migginsrealestate.com

www.MigginsRealEstate.com

"Relax...You're with Maggee"



Average Days on Market	89
Average List Price	\$718,238
Average Sales Price	\$688,531
% of List Price to Sales Price	95.86%
Sales Price to Assessed Value Ratio	0.99
# of Units for the Month	8



Chatham Twp **December 2010** Market Activity

Know what your home is worth Visit www.ChathamHouseValues.com

Units	Address	Style	List Price	Sales Price	Total Assess	Close Date	DOM	LP:SP	SP:AV
1	1 E Heritage Drive	OneFloor	\$289,900	\$265,000	\$313,000	12/09/2010	81	91.41%	0.85
2	255 Loantaka Way	Contemp	\$363,400	\$507,000	\$756,000	12/29/2010	22	139.52%	0.67
3	42 Lexington Court	TwnEndUn	\$399,000	\$387,500	\$445,300	12/06/2010	67	97.12%	0.87
4	116 Riveredge Drive	TwnIntUn	\$425,000	\$400,000	\$433,500	12/29/2010	32	94.12%	0.92
5	492 Fairmount Avenue	CapeCod	\$729,000	\$695,000	\$524,500	12/23/2010	186	95.34%	1.33
6	150 Van Houton Avenue	Colonial	\$1,165,000	\$1,135,000	\$998,800	12/10/2010	7	97.42%	1.14
7	9 Magnolia Place	TwnEndUn	\$1,250,000	\$1,200,000	\$0	12/17/2010	103	96.00%	0.00
8	6 Valley View Road	Colonial	\$1,595,000	\$1,551,000	\$499,800	12/21/2010	127	97.24%	3.10
9	189 Noe Avenue	Colonial	\$1,650,000	\$1,520,000	\$1,893,500	12/20/2010	29	92.12%	0.80
10	11 Driftway	Colonial	\$2,450,000	\$2,450,000	\$0	12/13/2010	11	100.00%	0.00
11	7 N Loantaka Lane	Colonial	\$2,699,000	\$2,450,000	\$2,392,300	12/17/2010	52	90.77%	1.02
AVERAGES			\$1,183,209	\$1,141,864			65	96.51%	0.97



Margaret "Maggee" Miggins
Broker Associate

The Miggins Group

973.376.8990 – Direct

973.879.9711 – Cell

973.376.0033 x309 – Office

maggee@migginsrealestate.com

www.MigginsRealEstate.com

"Relax...You're with Maggee"

Average Days on Market	65
Average List Price	\$1,183,209
Average Sales Price	\$1,141,864
% of List Price to Sales Price	96.51%
Sales Price to Assessed Value Ratio	0.97
# of Units for the Month	11